

308-406 BASIN ROAD

308 BASIN ROAD | NEW CASTLE, DE 19720

INDUSTRIAL FLEX SPACE AVAILABLE

7,500 SF



PROPERTY HIGHLIGHTS

- 7,500 SF AVAILABLE
- DRIVE IN BAY COUNT: 2
- 2 MILES FROM I-95/I-295 INTERCHANGE
- LOCATED OFF OF RT. 141/RT. 202
- ADJOINS NEW CASTLE COUNTY AIRPORT
- ACCESSIBLE FROM NORTHBOUND AND SOUTHBOUND RT. 141

DEMOGRAPHICS	1 MILE	3 MILES	5 MILES
EST. POPULATION 2025	9,428	58,729	182,265
EST. DAYTIME POP. 2025	8,866	61,984	193,738
EST. HOUSEHOLDS 2025	3,600	23,109	74,168
EST. AVG. HH INCOME 2025	\$114,515	\$102,391	\$95,555

BASIN ROAD TRAFFIC COUNT: 39,139 *INRIX 2024

FUSCOMANAGEMENT.COM



200 AIRPORT ROAD | NEW CASTLE, DE 19720

CONTACT

ANTHONY MEDORI

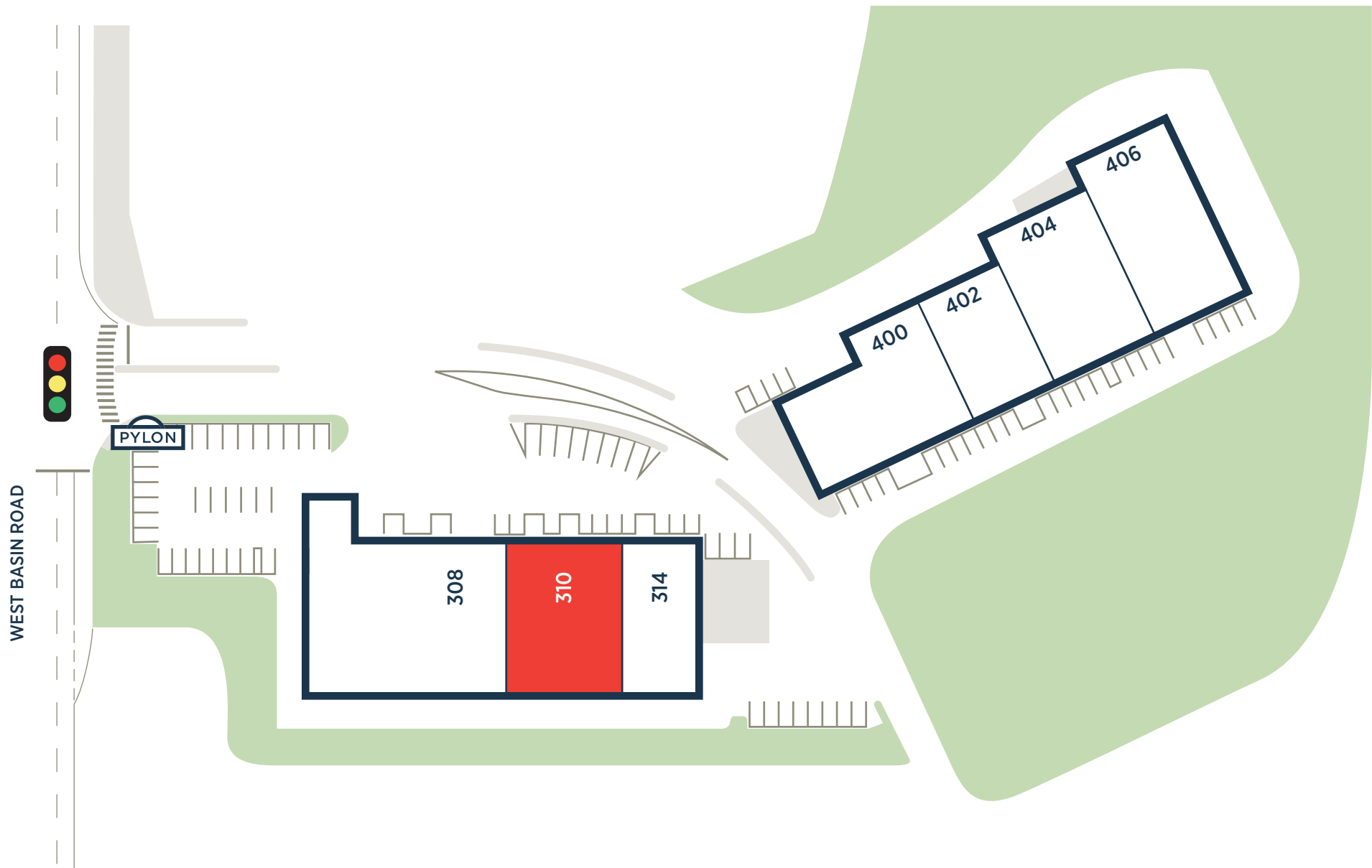
tony@medoricommercialrealty.com

MAIN 302.633.0099

MOBILE 302.218.2053

MEDORI COMMERCIAL REALTY, LLC

medoricommercialrealty.com

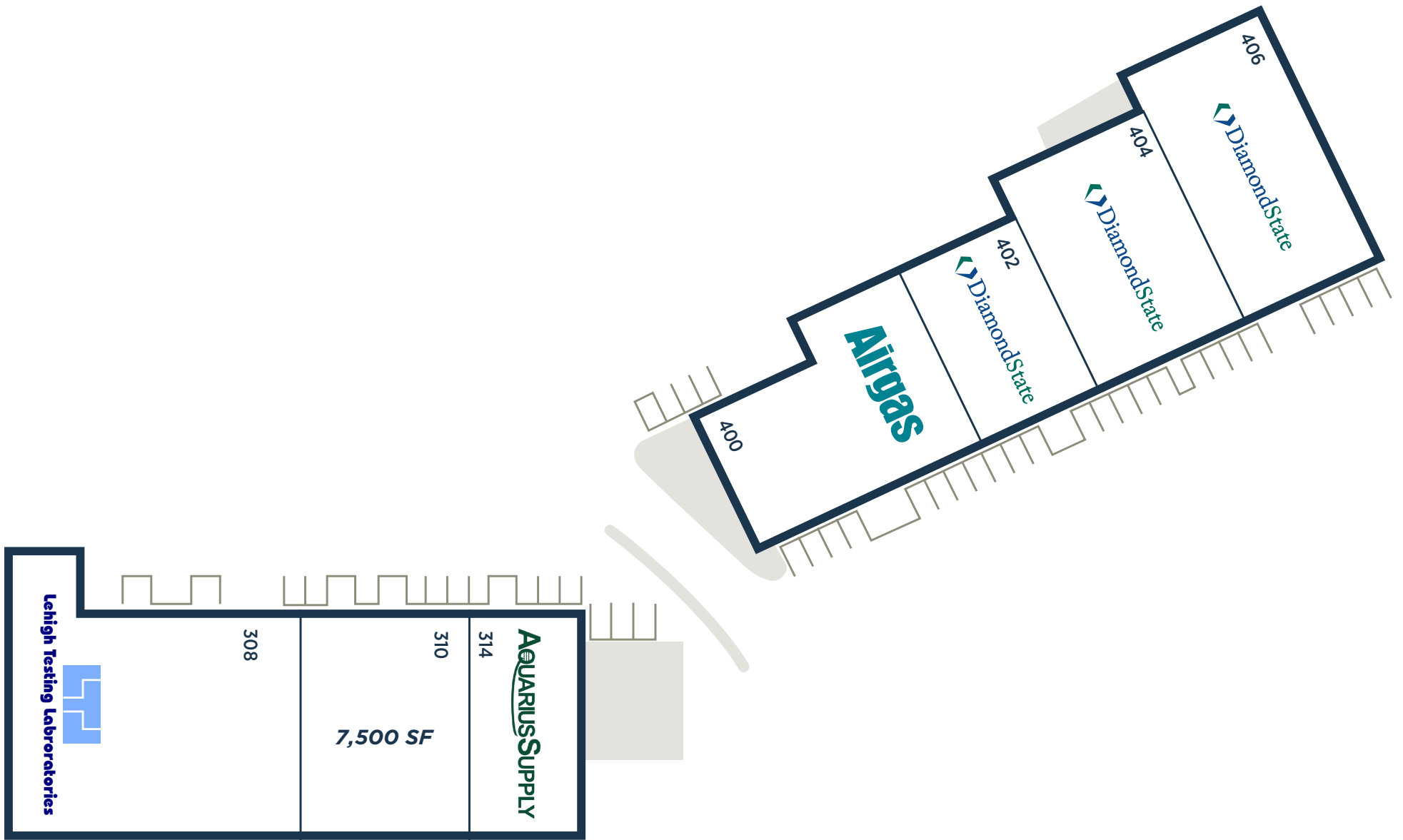


308	LEHIGH TESTING	13,625 SF	314	AQUARIAS	5,000 SF	402	DIAMOND STATE DEPOSITORY	7,140 SF	406	DIAMOND STATE DEPOSITORY	7,800 SF
310	AVAILABLE	7,500 SF	400	AIRGAS USA	8,040 SF	404	DIAMOND STATE DEPOSITORY	4,560 SF			

308-406 BASIN ROAD

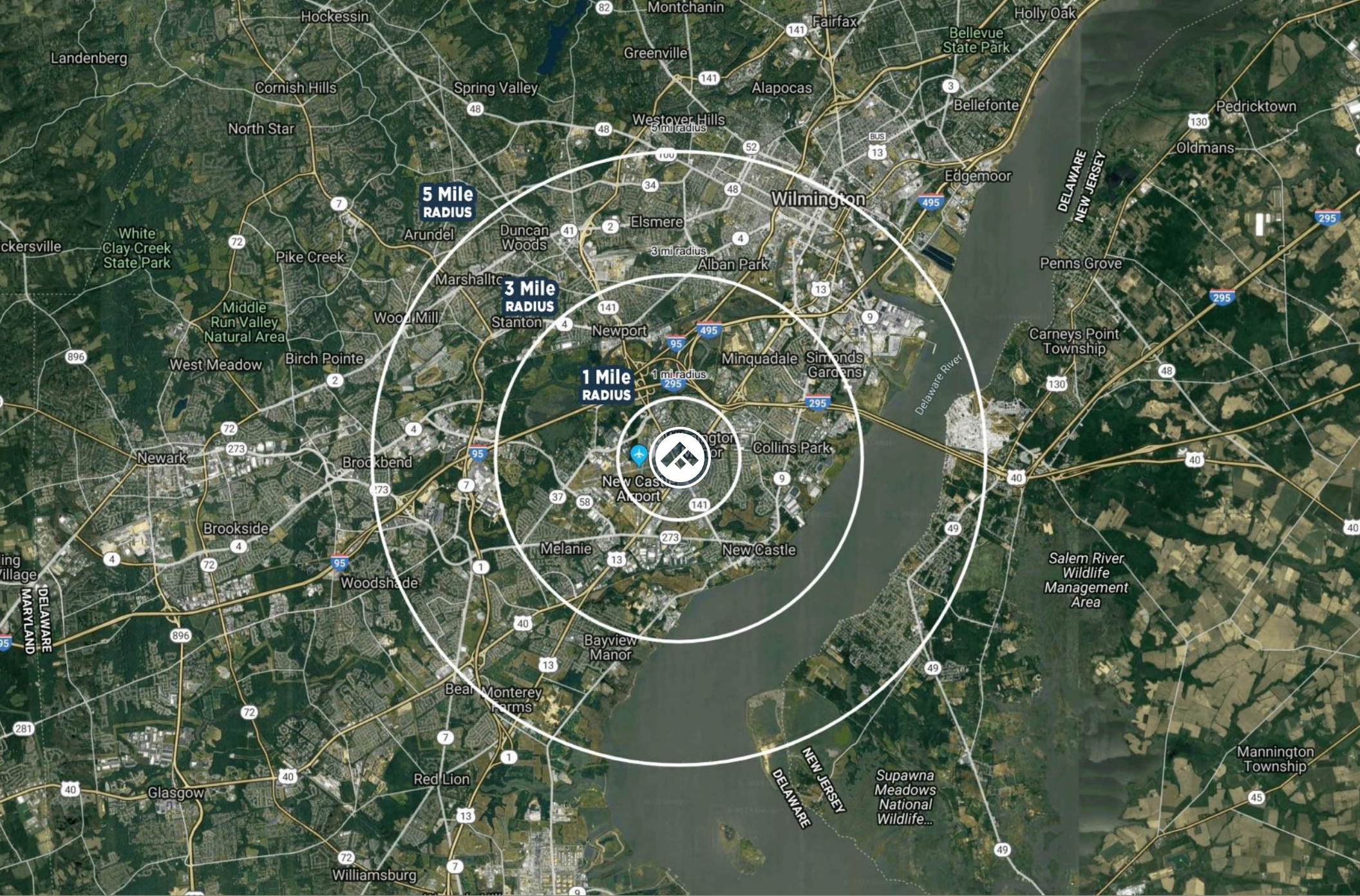
308 BASIN ROAD | NEW CASTLE, DE 19720





308-406 BASIN ROAD
308 BASIN ROAD | NEW CASTLE, DE 19720





308-406 BASIN ROAD

308 BASIN ROAD | NEW CASTLE, DE 19720





308-406 BASIN ROAD
308 BASIN ROAD | NEW CASTLE, DE 19720





Delivering Great Space to Delaware Business Since 1965

NO WARRANTY OR REPRESENTATION, EXPRESS OR IMPLIED, IS MADE AS TO THE ACCURACY OF THE INFORMATION CONTAINED HEREIN, AND THE SAME IS SUBMITTED SUBJECT TO ERRORS, OMISSIONS, CHANGE OF PRICE, RENTAL OR OTHER CONDITIONS, PRIOR SALE, LEASE OR FINANCING, OR WITHDRAWAL WITHOUT NOTICE, AND OF ANY SPECIAL LISTING CONDITIONS IMPOSED BY OUR PRINCIPALS NO WARRANTIES OR REPRESENTATIONS ARE MADE AS TO THE CONDITION OF THE PROPERTY OR ANY HAZARDS CONTAINED THEREIN OR ARE ANY TO BE IMPLIED